

# Supporting Your Child's Literacy Skills Grades K-2

Michelle Bence  
&  
Miriam Ramzy, PhD  
@MiriamRamzy

[www.layersofliteracy.com](http://www.layersofliteracy.com)



1. Tune In



2. Talk More



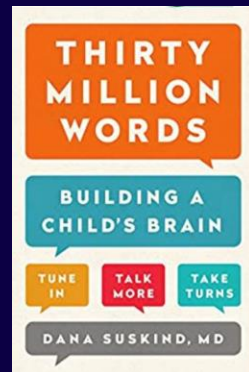
3. Turn Off



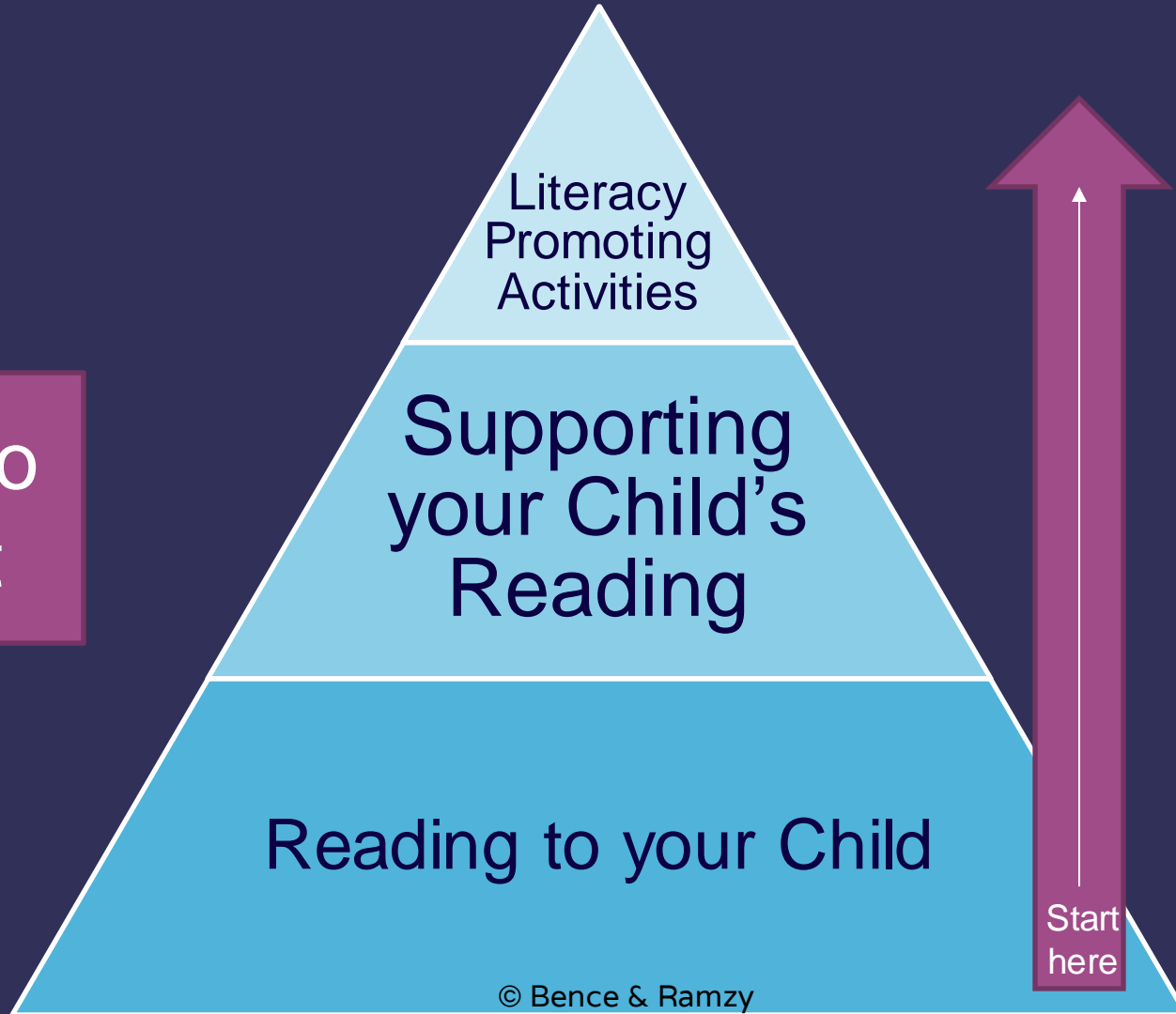
4. Take Turns



# The 4 Ts



## 3 Ways to Support



Literacy  
Promoting  
Activities

Supporting  
your Child's  
Reading

Building  
Vocabulary

Building  
Background  
Knowledge

Building a  
love of reading  
and  
attachments

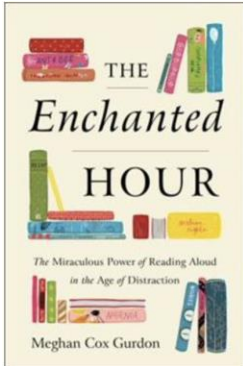
Building  
Comprehension  
Skills

Reading to your Child

Reading to your child is the *most effective intervention* you can offer!


*If you want your children to be intelligent, read them fairytales. If you want them to be more intelligent, read them more fairytales*

- Einstein



# What Happens When we Read to Children?





= Language



# Building Comprehension Skills Through Reading

## 3 Question Types



### Right There Questions

- Do you see or hear the answer right on the page?



### Connection Questions

- How do actions of the characters connect?



### Opinion Questions

- There is no right answer. Why do you think that? What would you do? Do you agree with the character?

## 3 Types of Discussion



### Relate

- How does the story connect to your child's experience?



### Reflect

- Think deeply about the story. I wonder if... I wonder why..."



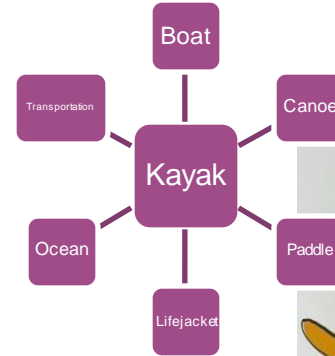
### Retell

- What happened in the story. Ask "wh" questions; what, when why & how"



# Building Vocabulary Through Reading

- POINT: use the pictures
- DEFINE: Discuss new words
- CONNECT: Relate to child's experiences & other words
- MULTIPLE EXPOSURES



"Remember when we saw those people boating down the river in those long skinny boats? They were kayaking."

# Parental Superpowers with Vocabulary!

---

You know the “just right understanding”

---

You can substitute words that your child knows (Use home languages as well)

---

You can repeat, repeat and repeat again (at least 12 different exposures)

---

You can connect it to your children’s background experiences





Literacy  
Promoting  
Activities

Supporting  
your Child's  
Reading

Praise the  
Positive


Before

During

After

Reading to your Child

# Before Reading

A large, dark blue, abstract shape that resembles a stylized letter 'S' or a thick, curved line. It starts from the top right corner and curves downwards and to the left, ending near the bottom center of the frame. The shape is solid and has a smooth, organic edge.

# Building Understanding

## Before Reading

### Make Predictions

- Read the book summary
- Flip through the pictures

### Activate Vocabulary

- Pull out 3 words and talk about them

### Connect the Book to your Child

- Remember when...



What do you think this is going to be about?

What do you think will happen next?

What do you think 'Hollowed-Out' means?

This reminds me of the time....

# During Reading

1. Finger Tracking
2. Helping your child sound out a word
3. Monitoring for understanding

# Finger Tracking

- point to the words when reading




## Tips & Tricks

- Fingers always move under words
- Focus on accuracy not speed
- Motivate with fun tools
- Caregivers should track too!

# Struggling to Sound Out a Word?

Use the 3-  
Step Method

1. Cue your child to look at the **letters** of the word
2. Use the context to see if there are **other clues** to help them
  - Other words before or after that might help?
  - Pictures?
  - Text features?
3. Bring your child's attention **back to the letters** to make sure the word matches





# Struggling to Sound Out a Word?

3-Second  
Wait Time

If your child is having a hard time or getting frustrated...

1. Wait 3 seconds
2. Give them the word
3. Reread the sentence together



# Monitoring for Understanding

## During Reading

### Monitor for Meaning

(Does my mental model work?)

- Think out loud to your child
- Ask questions
- Pause & reread together



Oh, this reminds me of when...

I wonder why that character did that?

Wait a second... that doesn't match the movie in my mind. Let's read that again together.

# After Reading

# Enhancing Understanding

## After Reading

### Check for Understanding

- Ask questions (and honour what your child says)
- Review your predictions

### Connect to What They Know

- This reminds me of that time/that book/that experience...

### Organize the Information

- In the beginning... in the middle... in the end...
- Ask about a specific section

What an interesting answer. Why...?

Does this match what we thought this was going to be about?

Tell me about how people are protecting national parks?

This reminds me of the other book we read on pigs!

# Building Comprehension Skills Through Reading

## 3 Question Types



### Right There Questions

- Do you see or hear the answer right on the page?



### Connection Questions

- How do actions of the characters connect?



### Opinion Questions

- There is no right answer. Why do you think that? What would you do? Do you agree with the character?

## 3 Types of Discussion



### Relate

- How does the story connect to your child's experience?



### Reflect

- Think deeply about the story. I wonder if... I wonder why..."



### Retell

- What happened in the story. Ask "wh" questions; what, when why & how"







# Celebrate!

Praise the  
Positive

- Reading is hard work
- Focus on what is going well
- Provide praise and positive feedback



# A love of reading...








# Language Play: Building Sound Awareness

## Nursery Rhymes


### HICKORY DICKORY DOCK

Hickory, dickory, dock  
The mouse ran up the clock.  
The clock struck one  
The mouse ran down  
Hickory, dickory, dock.

Hickory, dickory, dock  
The mouse ran up the clock.  
The clock struck two  
And down he flew  
Hickory, dickory, dock.



## Children's Songs



Down By the Bay  
At the Corner Store  
A Spider on the Floor  
Apples & Bananas

[Raffi Songs – Compilation Video](#)

## Examples

# More Language Play

## Tongue Twisters

### Building Sound Awareness

Fuzzy Wuzzy was a bear. Fuzzy Wuzzy had no hair. Fuzzy Wuzzy wasn't fuzzy, was he?

**Challenge your child to create their own. How many words can they use that start with the same sound?**

Mom was making magic with her mirror.

## Language Riddles

### Building Sound Identification & Vocabulary

I am thinking of something that is blue and rhymes with my. It is \_\_\_\_\_?

Which one doesn't belong: What is it\_\_\_\_\_ & Why?

**dog, frog, bog, bit**

**frog, dot, mat, hut**

**man, mom, cat, milk**

## Riddles, and Jokes

### Building Vocabulary, Critical Thinking & Fluency:

*I'm always on the dinner table, but you don't get to eat me. What am I?*

**Answer:** Plates and silverware

*What's bright orange with green on top and sounds like a parrot?*

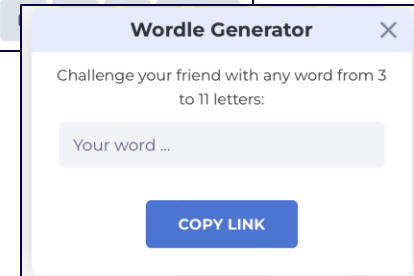
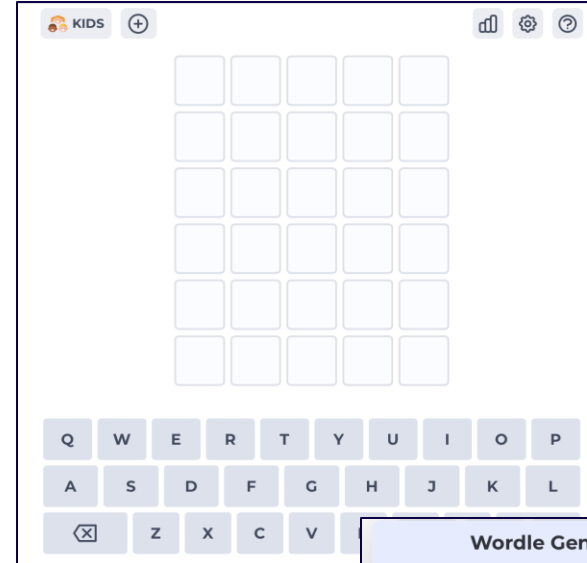
**Answer:** A carrot

[Great Riddle Link](#)

# Literacy Promoting Activities



Wordle

- Play online together (Google: Wordle for Kids)
- Build your own (like hangman)
- Focus on reasoning and flexible thinking



# Literacy Promoting Activities

## Word Games




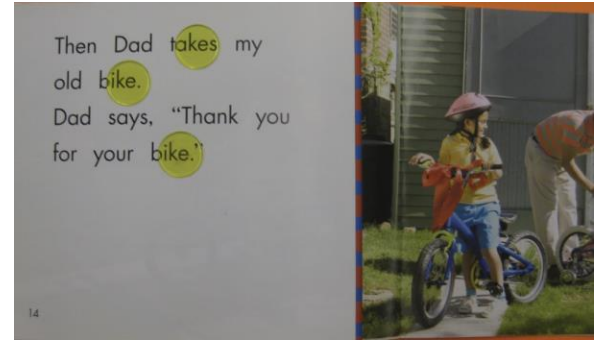
**PIZZA PIZZA**

Pizza was invented by a \_\_\_\_\_ (adjective) \_\_\_\_\_ (nationality) chef named \_\_\_\_\_. To make a pizza, you need to take a lump of \_\_\_\_\_ (noun) and make a thin, round \_\_\_\_\_ (adjective) \_\_\_\_\_. Then you cover it with \_\_\_\_\_ (adjective) \_\_\_\_\_ sauce, \_\_\_\_\_ (adjective) cheese, and fresh chopped \_\_\_\_\_. Next you have to bake it in a very hot \_\_\_\_\_ (noun) \_\_\_\_\_. When it is done, cut it into \_\_\_\_\_ (number) \_\_\_\_\_. Some kids like \_\_\_\_\_ (shape) \_\_\_\_\_ pizza the best, but my favorite is the \_\_\_\_\_ (food) pizza. If I could, I would eat pizza \_\_\_\_\_ (number) times a day!

# Literacy Promoting Activities

## Word & Letter Hunts

- Start with a room in your house (like the pantry)
  - find items that begin with the letter S
  - find items that have this sound: /a/
  - find items with 3 syllables
  - find items with 6 sounds
- Book hunts
  - find as many letters/letter groupings in a book
- Crosswords (Google: Crosswords for Kids)
  - Can you finish a crossword together?



# Literacy Promoting Activities

## Word Explosions

- Start with a letter or word
- Then, see how many words you can generate together
- Want to dig in deeper? Check out these sites:

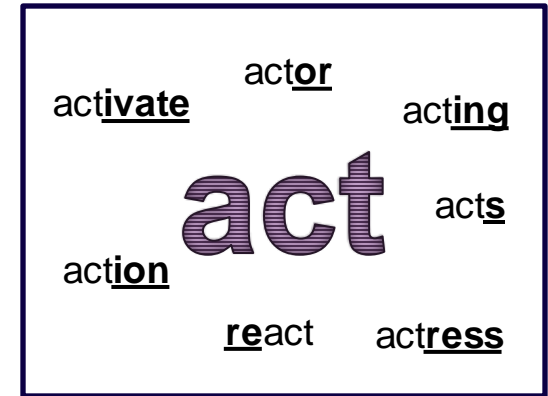
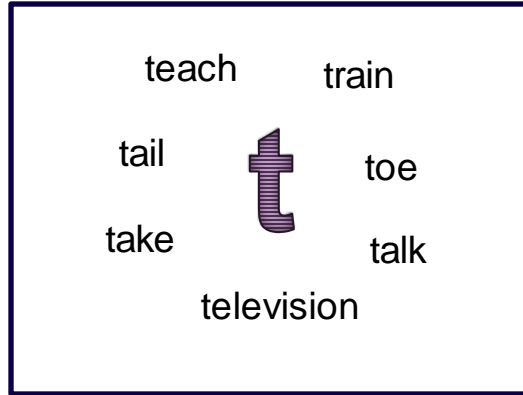
[www.etymonline.com](http://www.etymonline.com)

<https://www.etymologynerd.com/>

[www.visualthesaurus.com](http://www.visualthesaurus.com)

[www.visuwords.com](http://www.visuwords.com)

[www.onelook.com](http://www.onelook.com)




# Literacy Promoting Activities

## Vocabulary Activities

### Catch Phrase/Phrase Catch App

You might say...

- A long wooden thing you use to play a sport!"
- However, he could *not* say:
- "A long wooden thing you use to play **baseball!**"
- Or even:
- "A long wooden thing you use to hit a **ball!**"



### Talk Like a Neanderthal

- Describe a word that you are given
- You can only use 1 syllable words

### A Little Wordy (with 3 clues)

- Make a word from 10 letter tiles, write it down
- Your opponent tries to guess the word
- Guess the word within three clues





# Literacy Promoting Activities

## Writing Activities

- Write letters, and respond
- Share the responsibility for the grocery list
- '*Would you rather*' prompts
- Share love notes ❤️
- Provide fun pens

Praise the  
Positive





## The 4 Ts:


Tune In  
Talk More  
Turn Off  
Take Turns

Literacy  
Promoting  
Activities

Supporting  
your Child's  
Reading


Reading to your Child

Start  
here



= Language





# Thank You

Michelle Bence

&

Miriam Ramzy, PhD

@MiriamRamzy

[www.layersofliteracy.com](http://www.layersofliteracy.com)

